



Tutorial para o uso do Zenodo

**Como contribuir para um repositório de arquivos da comunidade
da Aliança**

MAIO 2026

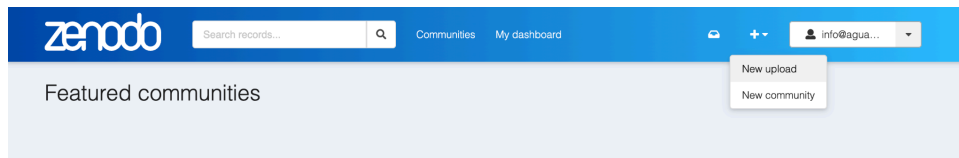
Tutorial para o uso

1. Crie uma conta no Zenodo

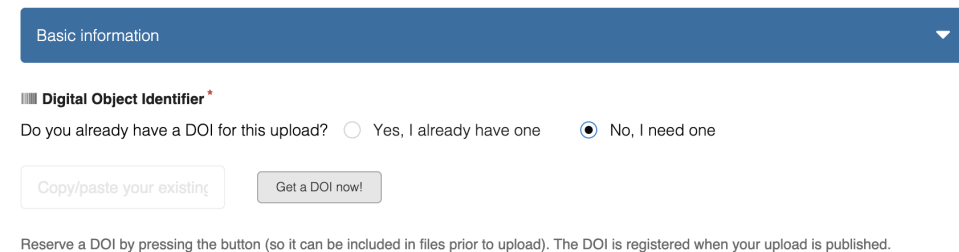
- Visite <https://zenodo.org>
- Clique em "Sign up" e crie sua conta com e-mail e senha ou via ORCID/GitHub/Google.
- Confirme seu e-mail.
- Configurar o perfil: adicione nome, filiação (a organização da aliança) e uma breve biografia.

2. Envie um novo arquivo

- Clique no sinal + → "New upload"

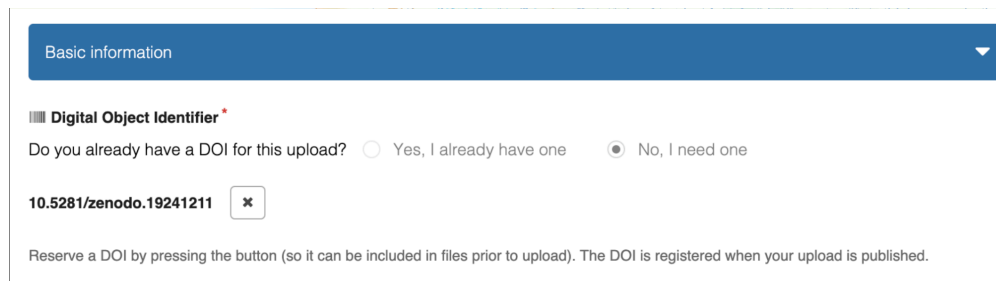


- Reserve um DOI: o Zenodo atribui-o; selecione "No, I need one" e "Get a DOI now".



The screenshot shows the 'Basic information' section of the Zenodo upload form. It includes a dropdown menu for 'Basic information'. Below it, there is a section for 'Digital Object Identifier' with the question 'Do you already have a DOI for this upload?'. There are two radio buttons: 'Yes, I already have one' (unselected) and 'No, I need one' (selected). Below the radio buttons are two buttons: 'Copy/paste your existing DOI' and 'Get a DOI now!'. At the bottom of the section, there is a note: 'Reserve a DOI by pressing the button (so it can be included in files prior to upload). The DOI is registered when your upload is published.'

- Copie o DOI e adicione-o ao seu material.



The screenshot shows the 'Basic information' section of the Zenodo upload form, similar to the previous one. However, the 'No, I need one' radio button is selected. Below the radio buttons, there is a text input field containing the DOI '10.5281/zenodo.19241211' and a small 'x' icon to clear the field. At the bottom of the section, there is a note: 'Reserve a DOI by pressing the button (so it can be included in files prior to upload). The DOI is registered when your upload is published.'



- Carregue o arquivo final com o DOI no Zenodo.
- Complete os metadados: título, autores (com filiações ou ORCID), descrição, data de publicação, palavras-chave, licença, tipo de recurso.

Resource type

Image / Other

Title

La importancia global de las aguas amazónicas

+ Add titles

Publication date

2025-09-01

In case your upload was already published elsewhere, please use the date of the first publication. Format: YYYY-MM-DD, YYYY-MM, or YYYY. For intervals use DATE/DATE, e.g. 1939/1945.

Authors/Creators

Alianza Aguas Amazónicas

Remove

Edit

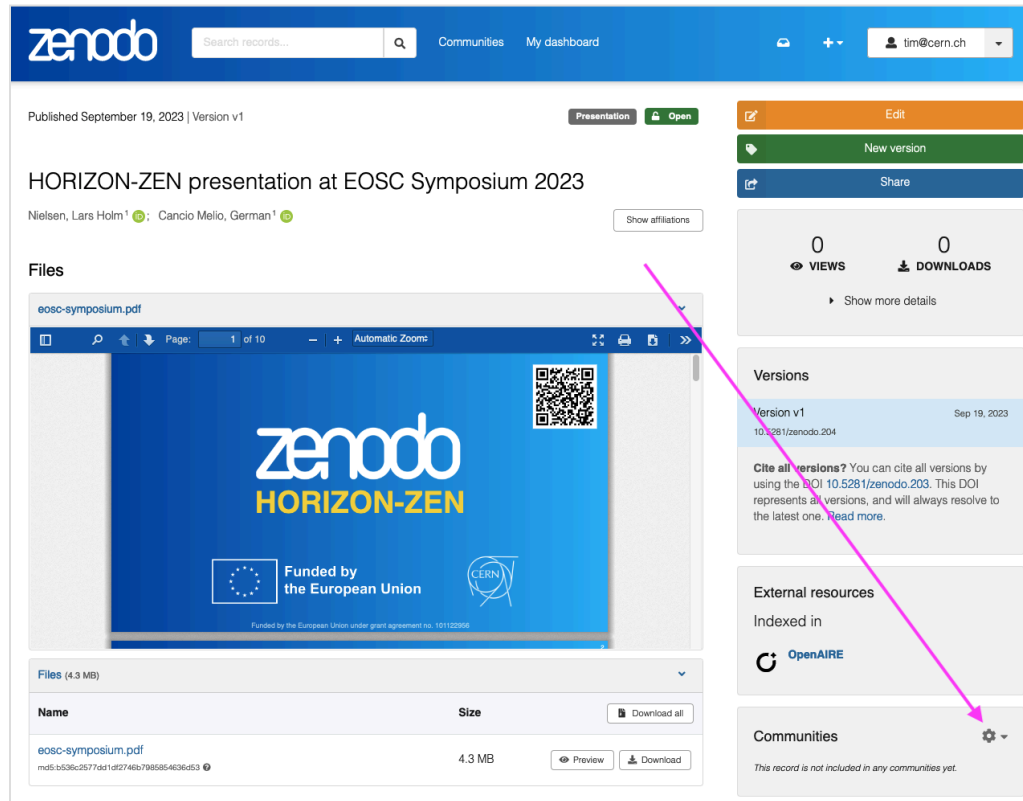
+ Add author

Use the Authors/Creators field for names that should appear in the citation. Use the Contributors field below for other names.

- Guarde como rascunho se precisar rever; quando estiver correto, clique em "Publish".

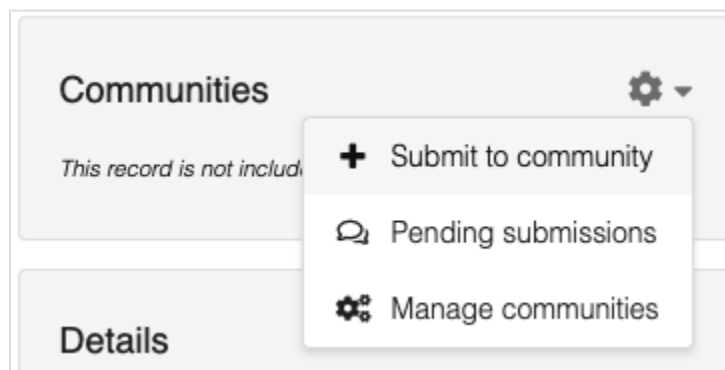
3. Associe o item à comunidade da Aliança Águas Amazônicas.

- No seu registo enviado, clique no ícone da roda.



The screenshot shows a Zenodo record page. The title is "HORIZON-ZEN presentation at EOSC Symposium 2023" by Nielsen, Lars Holm and Cancio Mello. The record is published on September 19, 2023. A file named "eosc-symposium.pdf" (4.3 MB) is attached. The file preview shows a blue slide with the Zenodo logo, "HORIZON-ZEN", and logos for the European Union and CERN. The "Communities" section at the bottom right shows a gear icon, which is highlighted by a pink arrow.

- Clique em "Submit to community" no menu suspenso.




The image shows a close-up of the "Communities" section. The text "This record is not included in any communities yet." is visible. A gear icon with a dropdown arrow is shown, and the dropdown menu is open, displaying three options: "Submit to community" (with a plus icon), "Pending submissions" (with a speech bubble icon), and "Manage communities" (with a gear icon).

- Procure a comunidade "Alianza Águas Amazônicas" e clique no botão "Select".


Select a community

All My communities

Search in all communities


 HORIZON-ZEN [↗](#)
Repository for the HORIZON-ZEN project - EU res...
[Project](#)

Select



- Por fim, clique no botão **"Submit to community"**.

Submit to community

 Before submitting to community, please read and check the following:

The 'HORIZON-ZEN' curators will have access to **view** and **edit** your upload's metadata and files.

Message to curators (optional)

Cancel [Submit to community](#)

- Nossa equipe revisará sua solicitação e a aprovará.

Queremos comunicar aos nossos leitores que a versão original deste documento está em espanhol (disponível aqui). Em caso de discrepância com outras versões em diferentes idiomas, a versão em espanhol terá prioridade e será a única válida para todos os efeitos.